


## Center Court Condominium

### Specifications for entry door and patio gates

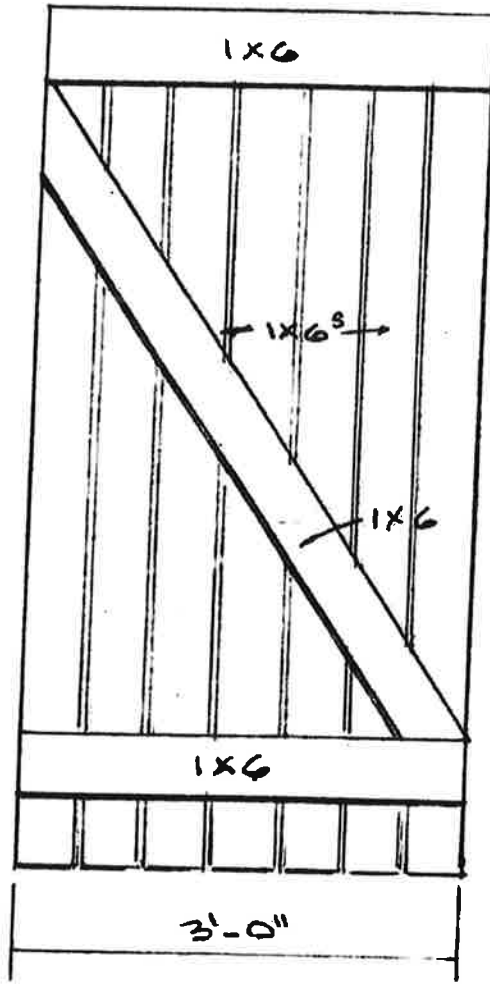
All owners wishing to replace their entry door or patio gate should obtain architectural approval from the Center Court Board prior to insulation and should follow the specification as described herein. Both doors and gates are the responsibility of owners and owners are responsible for all cost associated with replacement.

Maintenance and upkeep of the patio gates are the responsibility of owners; however, the fences are maintained by the Association. Gates have to be constructed as diagramed in the enclosed.

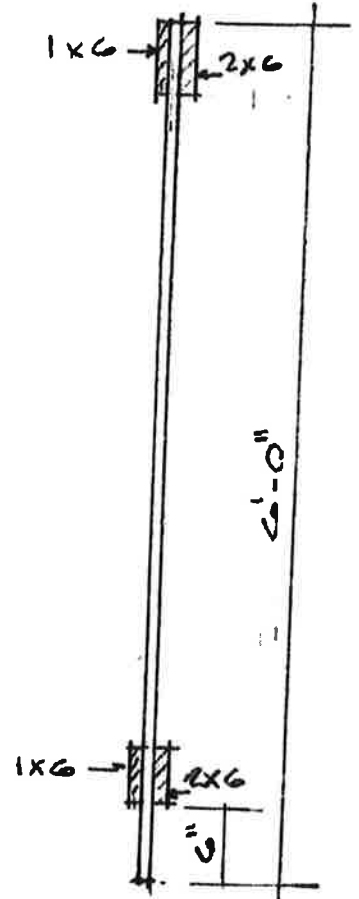
The door initially installed are now not available, therefore all replacement door would be as specified – Therma-Tru – Steel Edge -2 panel square top flush / style SE978HD. These are readily available from several building suppliers. They would be painted the same color as all the other entry doors in the complex. Painting of doors and gates can be contracted through the Center Court property manager.



OUTSIDE ELEV.




INSIDE ELEV.



SECTION

Color - McCormack - Forest Brown


COURTYARD GATE  
 SCALE: 3/4" = 1'-0"



Steel Edge 

2 Panel Square Top Flush | Style No. SE978HD 

(0) [Write a review](#)



Door color – Sherwin Williams 6249 Storm Cloud

**5 AVAILABLE SIZES**

2'8" x 6'8" 2'8" x 7'0" 2'10" x 6'8" 3'0" x 6'8" 3'0" x 7'0"

>