



## LANDSCAPING (PLANTINGS AND RELATED STRUCTURES)

### OBJECTIVE/GOAL:

To provide homeowners with guidelines for the installation of landscaping materials including plantings, hardscape materials (pavers, stones, landscape ties, etc.), and structures.

### GUIDELINE DETAILS:

- Plantings on individual properties do not require prior approval. The ARB suggests that homeowners have a design in mind when planting. This will help to use the right amount of plantings as well as materials that are not too large for the scope of the project.
- Homeowners should as much as possible use native plant species and avoid invasive plant species.
- Any *permanent* structure (i.e. retaining wall, patio, etc.) does require prior approval.
- For minor landscape projects, please refer to the attached guidelines.
- Landscape in-ground lights will require prior approval.

---

### APPLICATION CHECKLIST (items to include with your application):

- PIR (Property Improvement Request) form must be completed and signed by the owner.
- A detailed scaled plan of the proposed landscape project must be included with the PIR.
- Permanent landscape items that are being proposed to be located on the property must be shown clearly on a drawing or in a picture.
- All plans will be reviewed on an individual basis taking into consideration the size of the house as well as the lot.

---

**Questions: Call Architectural Standards (301) 948-0110**

# **GUIDELINES FOR RESIDENTIAL LANDSCAPING MONTGOMERY VILLAGE**

Landscaping is a good way for Village homeowners to add a personal touch to their properties in Montgomery Village. Well-designed landscaping in the front, side and rear yards can enhance the curb appeal and add beauty and charm as well as a sense of order to a property. On the other hand, a poorly maintained yard or the improper use of landscape materials can create an appearance of disharmony and unsightliness.

Homeowners are required to submit an application to the Montgomery Village Foundation if proposed yard modifications involve structural changes. The MVF Architectural Review Board reviews structural landscape modifications to assure the attractiveness of the landscape project and to make sure the changes enhance the overall appearance of the property.

**The following guidelines are provided to inform homeowners what structural changes require review by the ARB:**

- The removal of more than one-half of the natural greenery in a yard and replacing it with structural materials such as brick, flagstone, stones and gravel, wood timbers or boards, cement, synthetic pavers, synthetic landscape borders, metal fences, etc.
- The installation of 6" or higher landscape borders or retaining walls of any material to create planting beds and/or to define property lines
- The construction or installation of any type of planters to hold flowers and/or shrubs
- The construction or installation of ponds, fountains and bird baths of any size and design.
- The installation of lattice sections, trellises, plant holders, or arbors of any size and material.
- The use of decorative stones and boulders.
- The creation of vegetable gardens in the front or side yard.
- The installation of compost containers (MVF has guidelines for each Village community available upon request).
- The creation of above-ground and visible water drainage system using rubber or plastic tubing or some other type of construction material.
- Any topographical changes including re-grading of yards
- The placement of walkway or landscape lights.
- The placement of hardscape materials (pavers, stones, landscape ties, etc.) to create planting beds, walkways, etc.

**The following items are not acceptable and will not be approved:**

- White landscape stones
- Dyed or colored mulches
- Vegetable gardens in the front or side yards

**Because plantings and shrubs have a major impact on an individual property as well as the community itself, it is important to consider the following additional landscape guidelines:**


- Over-planting of trees, shrubs and plants in both the front and rear yards is discouraged. Plants should be selected carefully so that when fully grown they will be appropriate in height and breadth for their location in the yard.
- The planting of large flowering plants to the front of a home is discouraged due to their major impact on the house itself.
- The removal of mature trees and bushes especially when they impact the curb appeal should be considered carefully.

- The removal of mature trees and bushes especially when they impact the curb appeal should be considered carefully. (Some homes corporations may own and maintain trees planted along community streets.)

**SELECTED EXAMPLES OF VARIOUS LANDSCAPE MATERIALS**

PLEASE NOTE: landscape borders may not outline property lines.

NOT PERMITTED



Plastic Lattice



Picket Fence

MUST BE SUNK DEEPLY INTO THE GROUND – APPROXIMATELY 2" VISIBLE



CEDAR EDGING


MUST BE SUNK DEEPLY INTO THE GROUND – APPROXIMATELY 2" VISIBLE. WHITE COLOR NOT ACCEPTABLE.



2 x 6 x 24 Natural Or Red  
Scalloped Lawn Edging

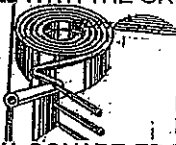


Natural Concrete  
Tree Ring  
Red



Buff  
Or Gray  
Castlwall

MUST BE LEVEL WITH THE GROUND.

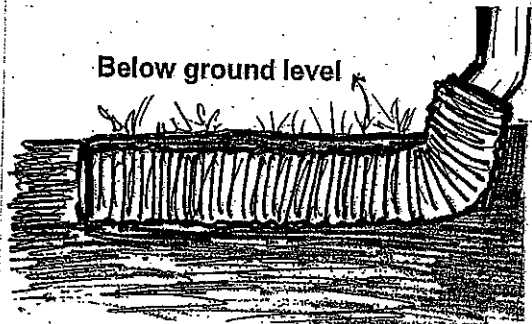


LAWN  
EDGING

1. TIMBER HIGH, SQUARE EDGED OR ROUNDED EDGED LANDSCAPE TIMBERS MAY BE USED AS A BORDER.



LOCATE BLACK DRAINAGE TUBING ATTACHED TO DOWNSPOUT UNDERGROUND



Below ground level



advertisement

advertisement

## A No-Mow Backyard

### More from Better Homes and Gardens

- Plant Finder
- Plan-a-Garden
- Garden Plans

This backyard garden is designed with two key features in mind: eliminate the lawn and add year-round beauty. The designer incorporated tough, reliable plants that look good even when the weather turns harsh.


### From our Sponsors

- Start a Landscape Project
- Prescreened Deck Builders
- Hire a Fence Contractor
- Build a Sunroom or Patio

### Good Bones

A well-designed landscape has good "bones"—elements that remain visible and attractive all year. In this case, the bones include a multicolor brick patio, a flagstone path, and an ornamental latticetop fence for background and privacy. A line of evergreen arborvitae and a Washington hawthorn tree also look good in all four seasons.

### Colorful Contrasts



The purple leaves of the barberry and bugleweed offer a nice contrast to surrounding flowers and green foliage. Northern sea oats provide nearly year-round interest.

**Plant List:** (A) Japanese barberry 'Bailtwo'. (B) Garden phlox 'David'. (C) Bugleweed 'Bronze Beauty'. (D) Northern sea oats. (E) Fountain grass 'Hameln'. (F) Blackberry lily. (G) Daylily 'Happy Returns'.

**Plants of Note:** Northern sea oats is one of several ornamental grasses included in this design. They provide nearly year-round interest and their height makes an attractive foil for shorter plants.



### Softening Hard Edges

Arborvitae and purple-flowered clematis 'Jackmanii' soften the hard look of the privacy fence. Phlox, hosta, and dwarf fountain grass soften the edge of the flagstone path.

**Plant List:** (J) Clematis 'Jackmanii'. (I) Summersweet 'Ruby Spice'. (K) Arborvitae 'Techny'. (B) Garden phlox 'David'. (D) Northern sea oats. (L) Rose 'Purple Pavement'. (H) Heart-leaf bergenia 'Winter Glow'. (F) Blackberry lily. (E) Fountain grass 'Hameln'. (G) Daylily 'Happy Returns'.

**Plants of Note:** 'Jackmanii' clematis is a reliable vine that features large, velvety purple flowers and grows about 10 feet tall. 'Ruby Spice' summersweet is a good background plant as well. It grows 4 to 6 feet tall and offers fragrant pink flowers in midsummer and yellow foliage in fall.

### Vertical Accent

Washington hawthorns, which will grow about 20-25 feet tall, provide a vertical element for the design. And because they provide only light shade, many plants will do well underneath, including shade-lovers like hosta and sun-lovers like feather reed grass.

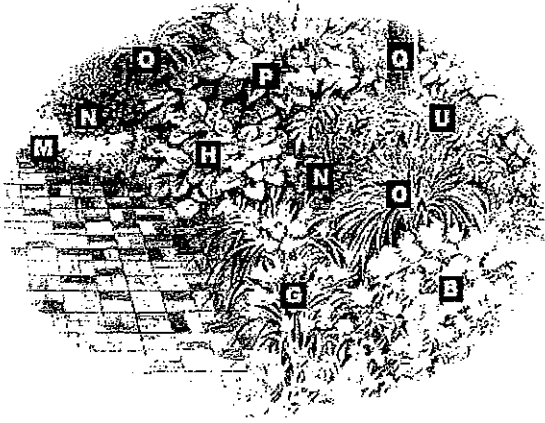
**Plant List:** (Q) Washington hawthorn. (S) Ninebark 'Monlo'. (P) Hosta 'Sum and Substance'. (N) Coralbells 'Cherries Jubilee'. (U) Toad lily 'Miyakaki'. (T) Hosta 'Great Expectations'. (L) Rose 'Purple Pavement'.

**Plants of Note:** Hostas are good space fillers for shade and semishade. Their large leaves add an interesting texture to the setting, especially when paired with the bladelike foliage of grasses and daylilies.

### Foliage Stars

Varying the sweep of perennials ensures that there are elements of interest even when not in bloom. Daylilies, hosta, and red-leaved coralbells provide a wonderful contrast of leaf color, shape, and size. Feather reed grass adds plumes that carry well beyond the first frost.

**Plant List:**  
(M) Golden carpet sedum.  
(N)



Coralbells 'Jubilee'. (O) Feather reed grass 'Overdam'. (H) Heart-leaf bergenia 'Winter Glow'. (P) Hosta 'Sum and Substance'. (Q) Washington hawthorn. (N) Coralbells 'Cherry Jubilee'. (U) Toad lily 'Miyazaki'. (G) Daylily 'Happy Returns'. (O) Feather reed grass 'Overdam'. (B) Garden phlox 'David'.

**Plants of Note:** 'Happy Returns' daylily is an offspring of the ever-popular 'Stella d'Oro' and has the same ability to bloom repeatedly. The difference: it has bright canary-yellow flowers instead of gold.