



FRONT ENTRANCE DOOR REPLACEMENT GUIDELINES

OBJECTIVE/GOAL:

To provide homeowners with guidelines for the replacement of front entrance doors in order to preserve the overall community design while still allowing for a new and updated appearance of the individual house.

Attached: Examples of recommended door designs for traditional, contemporary, mixed-style Townhouse and Single Family Detached communities.

GUIDELINE DETAILS:

The review of all front doors will be based on the following:

- **Type of Community** (traditional, contemporary, mixed style)
- **Type of House** (townhouse, single family detached)
- **Impact** (high visibility, recessed or hidden entry)
- **House Exterior Colors** (trim, siding, brick)
- **Original Entrance Type may be modified on an individual basis** (single door to double doors; double doors to single door with sidelight; adding or removing a transom above the entrance door)
- **The Style and Color of the Front Sidelight(s) and Transom** will be determined on an individual basis based on the approved front door color, style, and house exterior colors.

The following door/glass design features **will not be approved**:

- Wood stained door in Townhouse communities
- Non-symmetrical or “Art Deco” designed glass
- Diamond shaped glass
- Colored, stained, block, multi-surfaced glass
- Excessive, multi-colored coming, and/or etched glass

APPLICATION CHECKLIST (items to include with your application):

- PIR (Property Improvement Request) form must be completed and signed by the property owner.
- A catalog, photograph, or photo of the proposed door – include sidelight and transom information if applicable
- Material and color information
- Type of glass

Questions: Call Architectural Standards (301) 948-0110

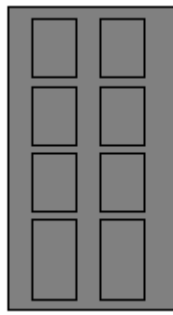
All Architectural Standards information including community criteria is available on www.montgomeryvillage.com.

Approved January 2010, Revised 9/20/11, Revised 10/10/11

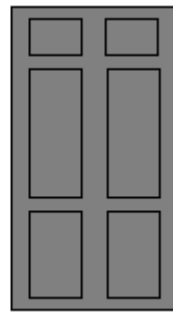
Front Door Guidelines



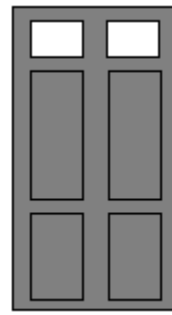
(Flush Panel) Style A



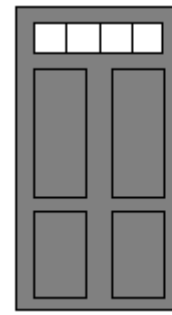
Style B



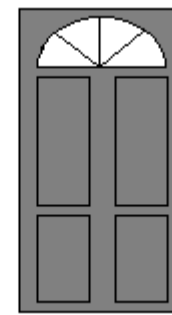
Style C



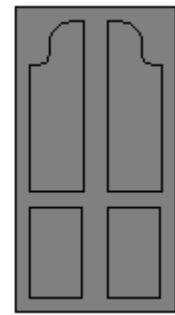
Style D



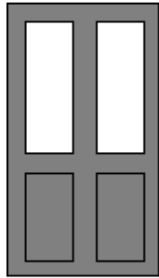
Style E



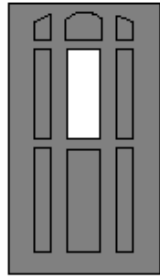
Style F



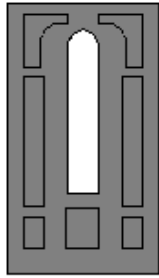
Style G




Style H




Style I



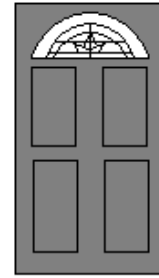
Style J




Style K



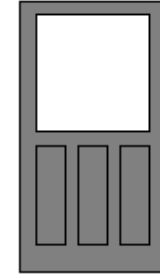
Style L



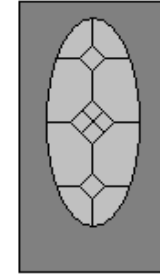
Style M



Style N



Style O



Style P

TOWNHOUSE COMMUNITIES

Traditional Styles: A, C, D, E, F, G H, I, J, M, N, O, P	Contemporary Styles: A, B, C, D, F, G H, I, J, N, O	Mixed Styles: Contemporary & Traditional Features All Styles
Essex Place I & II (NVHC) Essex Place I & II (EVHC) Frenchton Place Greentee I & II Holly Pointe Ridgefield Shadow Oak The Reach The Mews Woodedge	Arrowhead Charlesgate Clubsid Dorsey's Regard † Highfield † McKendree I & II McRory ‡ Overlea † Perry Place † Picton ‡ Thomas Choice Condo	Candleridge ‡ Club Hill Cluster I, II, & III Glenbrook ‡ Forest Brooke Highland Hall Horizon Run Condo Maryland Place Thomas Choice West †
Styles: A, C, D, E, F, G, M	Styles: A, B, C, D, E, F, G, I, K, M	
Fairway Island † Partridge Place	Dockside Millrace Walker's Choice Nathan's Hill ‡ Hampton Center Stage Grover's Forge	SYMBOL KEY: * Brick Walls † Townhomes with Some Fenced Yards ‡ Townhomes with Fenced Yards

SINGLE FAMILY DETACHED COMMUNITIES

Traditional All Styles	Contemporary Styles: A, B, C, D, E, H, I, J, K, L, N, O
Ashford The Downs The Estates Fairidge Goshenside Hickory Grove Kings Point Lakeside The Meadows Pleasant Ridge East Poplar Spring Stedwick Ridges Whetstone Ridges William's Range Appleridge Gablefield Meadowgate Wethersfield Salem's Grant	The Heights The Points Courts of Whetstone I & II* Courts of Whetstone III*